

THE NAVIGATION QUARRY - CILFYNYDD

GR086937

PREAMBLE

The wide back wall is nearly 25 metres high and is predominantly slabby with a number of distinct ledges, formed by intermittent shale bands. The climbs tend to contain bouldery sections with good rests between them. Those with strong fingers and flexible hips will flourish here whereas the stamina monsters will find their talent counts for little. Recent re-gearing and retro-bolting has been undertaken, where appropriate, as many of the PRs used to protect the original ascents have been stolen. Some of the sport routes require the odd friend or nut placement on easier sections as they have been bolted sympathetically to avoid clashing with the best traditional lines. Belays are generally at the top of the crag so lower-offs can be arranged with some long slings or a short length of rope.

ACCESS

Drive up the A470 to the roundabout beyond Abercynon and go back down the A4054. Just by the first set of traffic lights encountered from the north (or first out of Cilfynydd coming from the south) is a raised parking area on the opposite corner. Park here.

Go through the metal gate opposite and follow the old asphalt road/track until it widens and trees thin. A tight switchback through gorse bushes leads up the hill for 50m and then switches back again. Head for a telegraph pole visible over the brow and follow the old tram line up until the quarry comes into view on the left.


THE ROUTES

LEFT HAND RETAINING WALL

1. Leftover...Fr. 4
2. Expanded Mole Groove...HVS 5a
Unknown, but undoubtedly overgrown.
3. Gold Block...Fr. 6a
Past the borehole thread is a shale band leading to an arête and final corner. Chain L.O.
Variation 1 Kestrel Groove...HVS 4c
Step right to avoid arête and rejoin Gold Block at 15 m.
Variation 2 Gold Block alt. finish...Fr. 6a+
At 15 m head left to climb an overhanging crack, to chain L.O.

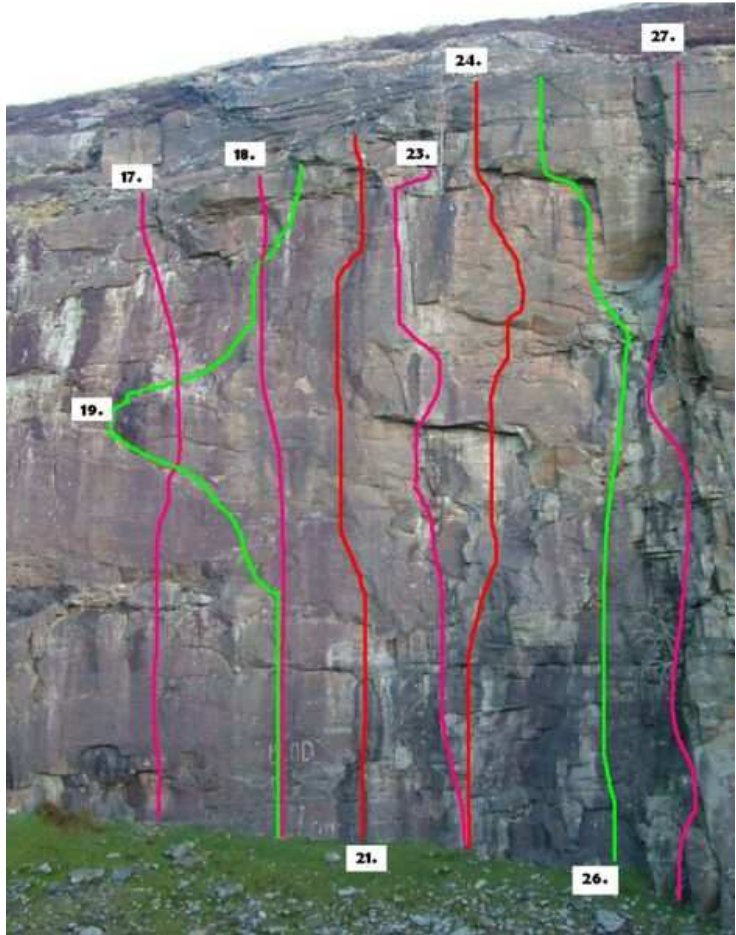
MAIN WALL – LEFT HAND SLABS

4. Code of the Road...E1 5a
Run out and scabby slab.
5. Rockover Beethoven...Fr. 5+
From the ledge, finish at will.
6. The Elastic Retreat *...E4 6b
Starts from the ledge.
7. The Bolt Fund Blues *...Fr. 6b+
Eliminate start right of shared bolts.
8. Where Did You Get That Bolt?...Fr. 7a+
DYNAMIC !!!
9. Squash Match...Fr. 6a
10. Blood, Sweat and Beers **...Fr. 6b
11. Geeny...E1 5b
Bold start.
12. Death Wish...E2 5b
Side runner useful.
13. Fly Me to the Moon *...VS / HVS 5a
A crag classic.
14. A Blank Abstract...Fr. 7a
Large cams and small wires useful.
15. Man Or Mouse *...Fr. 7b
Tough rockovers.
16. Let Me Play Among The Stars **...E2 5c




CENTRAL WALL

- 17. Black Magic...E3 5c
Poor gear.
- 18. The Relaxed Ladybird **...Fr. 6c
Thin climbing through the central bulge.
- 19. Ladybird...E2 5c
A safe proposition clipping bolts en-route.
- 20. Relax...E2 5b
Wandering and redundant.
- 21. Great Expectations ***...Fr. 6c+
- 22. Western Front...E4 6a
Gained the crack by traversing left above the roof.
- 23. Western Front Direct ***...Fr. 7a
Slappy through the overhang.
- 24. Eastern Bloc Rock **...Fr. 7a+
Hard passing the second overhang.
- 25. Tears for Smears E1 5b
Redundant.
- 26. Goblin Girl * Fr. 6b+
A bold clip up.
- 27. Let Me Know What Life is Like...HVS 5b
Has a rubbish start.



OWL AND ANTELOPE AREA

- 28. Evening Light *...E2 5c
The high arête is started on it's left.
- 29. Save a Mouse Eat a Pussy *...E3 6a
The high dish like scoop, old bolts.
- 30. Mouse Trap...Fr 6b+
Don't use the wet borehole!
- 31. The Owl and the Antelope **...E2 5c
Airy.
- 32. On Jupiter and Mars **...E1 5b
Atmospheric.
- 33. Over The Moon *...E2 5c
Hard to clip bolts on the slab.
- 34. Crash Landing *...Fr. 6a
At little run out at the top.
- 35. Ol' Blue Eyes...E3 6b
One bolt on the bulge !
- 36. Heart Throb...E2 6a
Short and difficult bolted corner.
- 37. Sheepbone Wall...HVS 4c
The shattered cracks.
- 38. Feeling Sheep...Fr.7b



RIGHT HAND RETAINING WALL

- 39. Big Spider Groove...HVS 5a
Crack in the dark corner. Use adjacent lower off.
- 40. Alco-troll...Fr. 6a
Start right and swing left under arête.
- 41. Principles of Rock Mechanics, Part 1 *...Fr 7a
The right side of the arête. Grit-like.